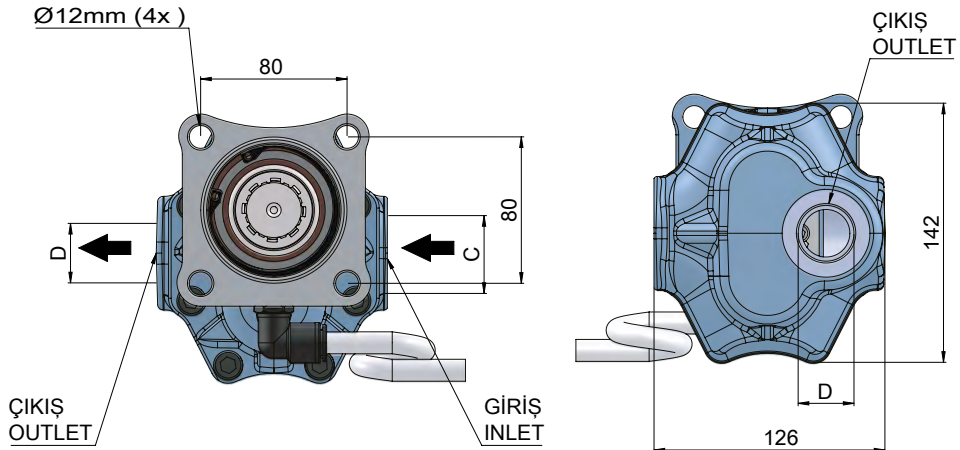
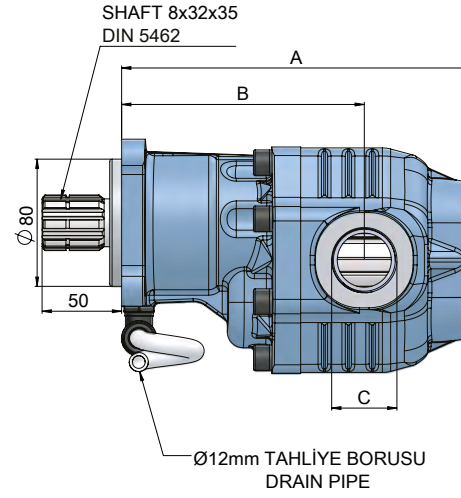


## 30 PF SERIES SINGLE ROTATIONAL ISO

30 PF SERİSİ TEK DÖNÜŞLÜ İSO




CODE KOD	ROTATION YÖN	DISPLACEMENT DEBİ (Lt/min)	A (mm)	B (mm)	INLET GİRİŞ (C)	OUTLET ÇIKIŞ (D)	Max. Continuous Pressure Max. Sürekli Basınç (Pnom)	Max. Peak Pressure Max. PİK Basınç (Pmax)
PF33001731	RIGHT/SAĞ	17	179	134	R1/2"-14	R1/2"-14	265	300
PF33001732	LEFT/SOL							
PF33002731	RIGHT/SAĞ	27	186	138	R3/4"-14	R3/4"-14	260	290
PF33002732	LEFT/SOL							
PF33003431	RIGHT/SAĞ	34	191	140	R1"-11	R1"-11	250	280
PF33003432	LEFT/SOL							
PF33004331	RIGHT/SAĞ	43	198	143	R1 1/4"-11	R1 1/4"-11	240	270
PF33004332	LEFT/SOL							
PF33005131	RIGHT/SAĞ	51	201	145	R1 1/4"-11	R1 1/4"-11	220	250
PF33005132	LEFT/SOL							
PF33006131	RIGHT/SAĞ	61	209	146	R1 1/4"-11	R1 1/4"-11	210	240
PF33006132	LEFT/SOL							
PF33008131	RIGHT/SAĞ	82	323	155	R1 1/4"-11	R1 1/4"-11	180	220
PF33008132	LEFT/SOL							

## ISO PF SERIES POINTS TO BE CONSIDERED DURING INSTALLATION

- 1- The elements that must be used in the pump are defined below.

12x8 mm 50 cm  
Transparent Drain Hose





1/4 Elbow Ø12  
Air Fitting



Picture -1

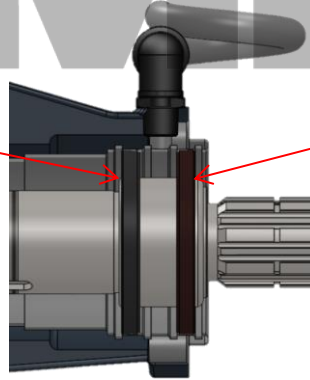
- 2- Transparent hose and pneumatic fitting are assembled as shown in picture -2. If the pump is not used with the specified elements, our company will not be responsible for the failure of the pump and the vehicle.



Picture -2

- 3- When assembling, the transparent hose should not be in contact with places such as (PTO, Pump, Main Transmission, Exhaust, etc.) in order not to be affected by temperature.
- 4- As seen in Figure-3, there are two oil seals in ISO Pumps. One of them is responsible for holding the oil coming from the main gearbox and the other one from the pump. In PF Series pumps, the distance between the two seals is more than other pumps and it notifies possible leaks more quickly. Another benefit is that it ensures that the two oils do not mix.



Seal holding the oil from the pump



Seal holding the oil from the main gearbox

Picture -3

- 5- Every working day, the pump should be checked with the help of a hose. If there is oil in the hose, contact the nearest service center. If there is dirt or soil blocking the hose, it is cleaned and checked.
- 6- Oil coming from the drain hose is a harbinger of a malfunction. If the hose is folded, oil leakage cannot be observed and may cause a bigger malfunction. Correct and incorrect installation of the air discharge hose is shown in picture-4.



Picture -4

## ADVANTAGES OF PF SERIES IN HYDRAULIC PUMPS

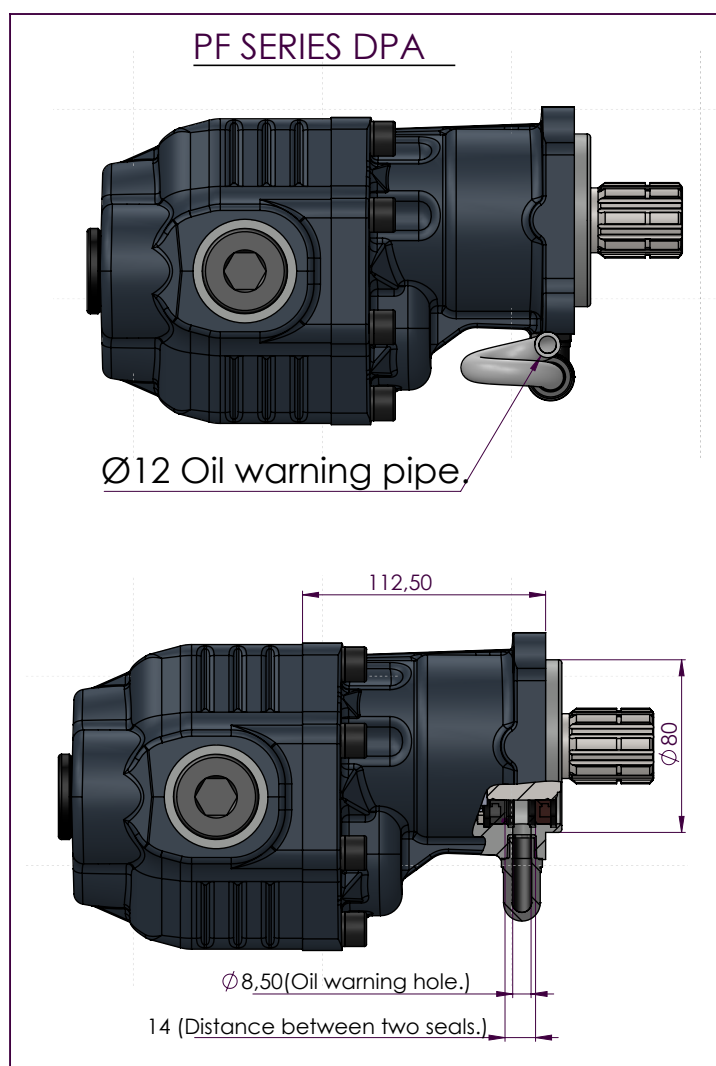


Figure 1.

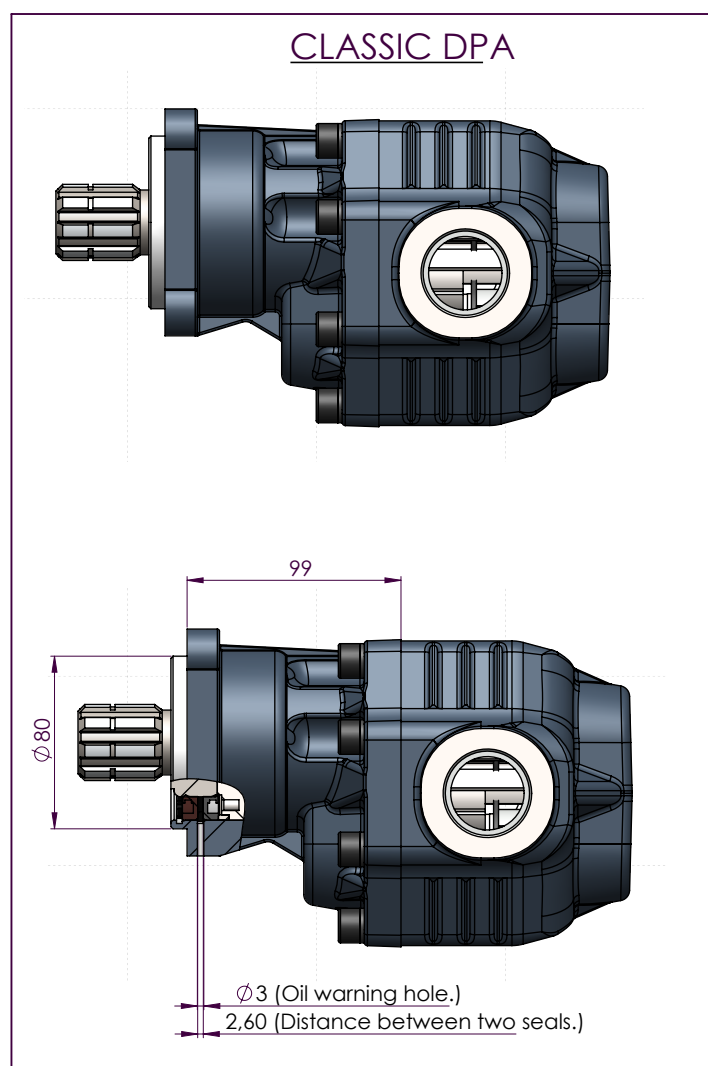


Figure 2.

1) PF series pumps, the distance between the two seals is wider than the classical DPA pumps, allowing the seal leakage that occurs over time to be recognised more quickly thanks to the transparent hose.

You can see the difference between the distance between the seals and the oil warning holes in Figure 1 and Figure 2.

2) Since the oil warning hole (Figure 2.) is Ø3mm in classical DPA pumps, oil leaks become invisible as dust, mud etc. factors will cover the hole more easily. Such a situation has been prevented by designing PF series.

3) PF series covers are in ISO standard dimensions like classic DPA covers and there is no problem in installation.