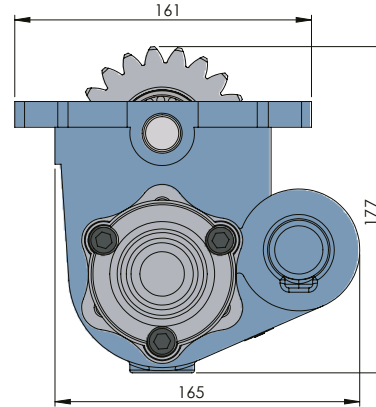
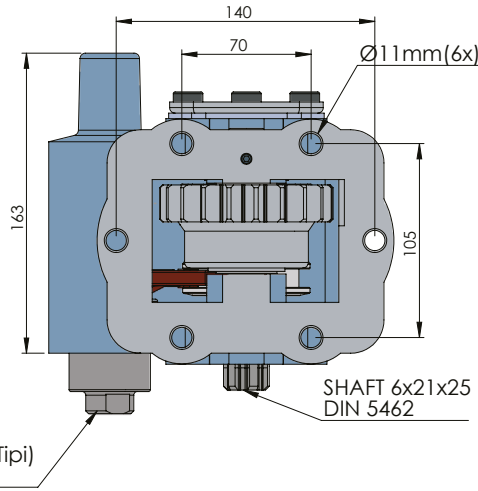
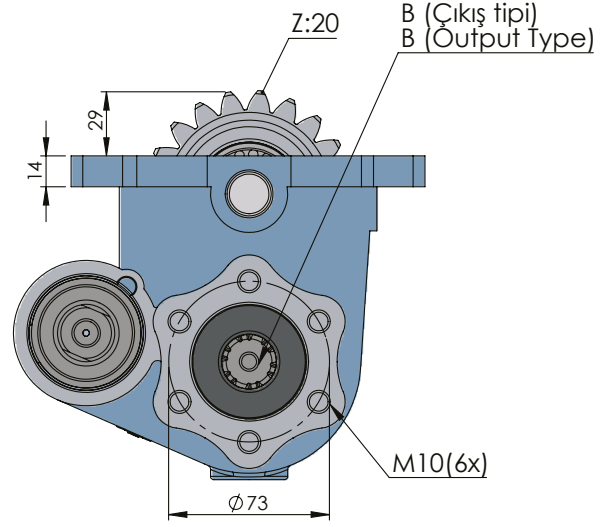


# EATON 6109 SIDE UNI

## EATON 6109 YAN UNI



EATON

 POWER TAKE-OFFS  
 P.T.O.

CODE KOD	TYPE TİP (A)	MOUNTING TYPE BAĞLANTI TİPİ (B)	MOUNTING SIDE BAĞLANTI	TORQUE TORK (Kg <sub>m</sub> / Nm)	POWER GÜÇ (Hp / Kw)	SPEED DEVİR (RPM)	RATIO ORAN
50414511P0	PNEUMATIC PNÖMATİK	UNI	LEFT SIDE SOL YAN	21 Kg <sub>m</sub> 206 Nm	10,7 HP 8,1 Kw	375 RPM	1/1,25
50414521P0		ISO ADAPTER ADAPTÖRLÜ ISO					
50414531P0		FLANGE FLANŞLI					
50414541P0		SHAFT ŞAFTLI					
GEARBOX / ANA ŞANZIMANLAR				USED VEHICLES / KULLANILAN BAZI ARAÇLAR			
EATON FS/FSV/FSO/H/V 6109(6,59-8,81-12,64)-6209-8209(8,76-12,57) FS/FSV/FSO/H/V 5109- 6309-8309 (7,84-6,59-8,76-9,45-12,637) A EATON ES 11109 DD (8,81) - ES 11109 LH ESO 14409 EATON ESO 14409 FORD 2018				214.26-220.26-280 FATİH / 2520L-2621 FORD CARGO / 522-822-620 BMC 280 / FODEN 3000 26.234-26.264-26.284 MAN 6X2 EURO / SEDDON 211 / NISSAN CPC 16 / RENAULT MIDLUM 270 TATA LPTA 1621 TC 6x6-LPS 4021 TC / ERF ES6 / 1626 JAC MISIR / AMW INDIA 4930- 4018-2518 ISUZU FXZ 23 / HINO FM1JNRA-JNPD-JKPA-GVW 26T / MITSUBISHI M527M2L / 527M3L / FN 627 NISSAN UD177ETN-CWA211MHR-CWA214-CPC16 / HINO 500 SERIES GH1JLPD EURO 2 / 18.264 MAN M			