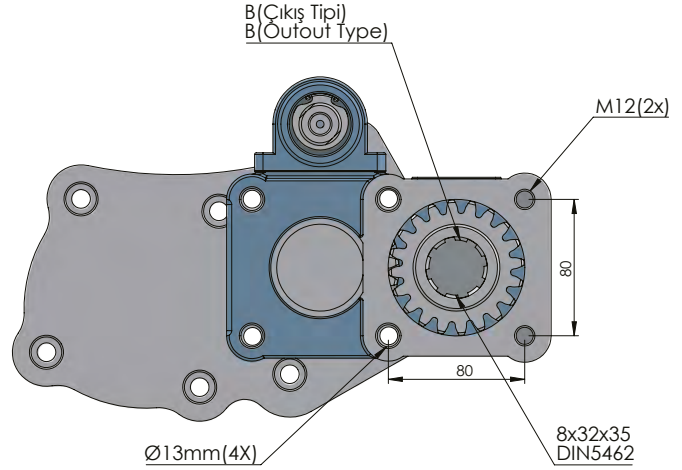
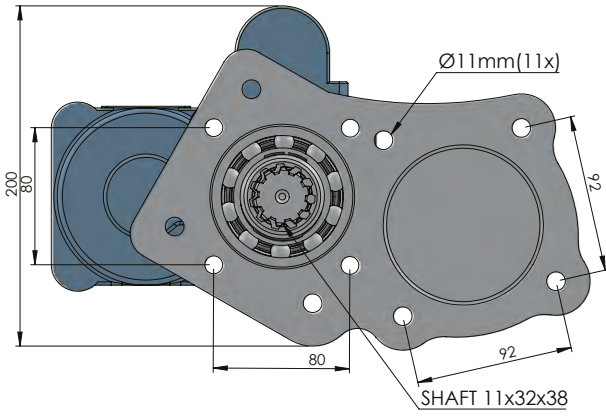
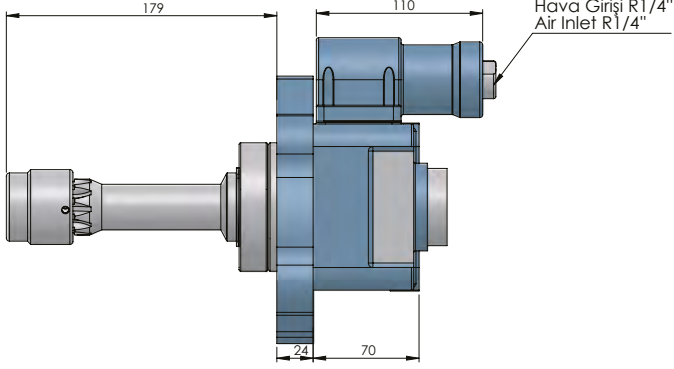


FULLER 15612 DOUBLE GEAR ISO

FULLER 15612 AKTARMALI ISO

FULLER

POWER TAKE-OFFS
P.T.O.



CODE KOD	TYPE TİP (A)	MOUNTING TYPE BAĞLANTI TİPİ (B)	MOUNTING SIDE BAĞLANTI	TORQUE TORK (Kgm / Nm)	POWER GÜÇ (Hp / Kw)	SPEED DEVİR (RPM)	RATIO ORAN
50513311P0	PNEUMATIC PNÖMATİK	UNI ADAPTER ADAPTÖRLÜ UNI	REAR KUYRUK	26.5 Kgm 260 Nm	24.5 Hp 8.3 Kw	675 RPM	1:1.2
50513321P0		ISO					
50513331P0		FLANGE ADAPTÖRLÜ FLANŞLI					
50513341P0		SHAFT ADAPTÖRLÜ ŞAFTLI					
GEARBOX / ANA ŞANZİMANLAR				USED VEHICLES / KULLANILAN BAZI ARAÇLAR			
EATON-PTO FULLER 11612-12612-13612-15612-14607-16612 A/H (675 RPM, SOL)				440E42-720E37 EUROTECH-EUROTRACER-EUROSTAR / LEYLAND 80.330-85.330-85.400 DAF / 190.36-240.36 IVECO / FODEN 4275 SEDON ATKINSON 3.11 L25 / ERF E 14.35 TT - EC10-EC 11 400E34 IVECO - SEDDON 23.405 / STEYR			