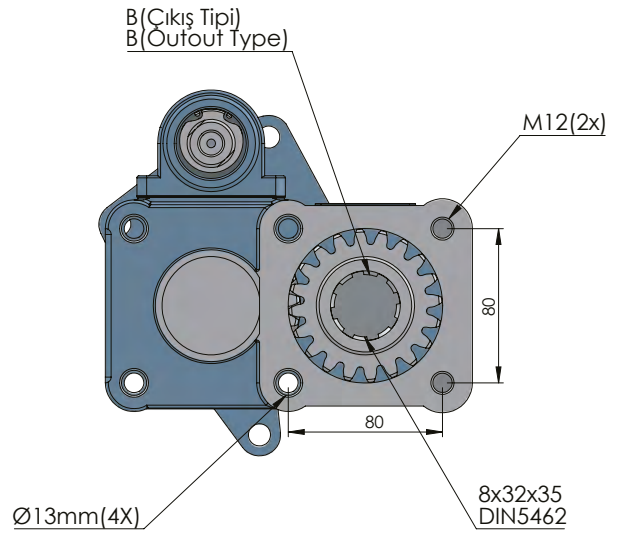
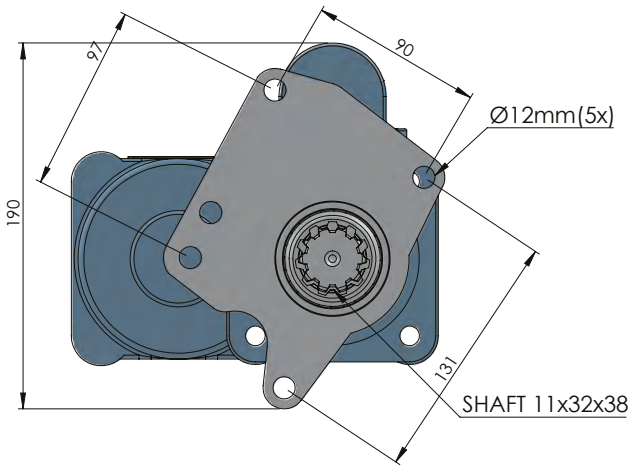
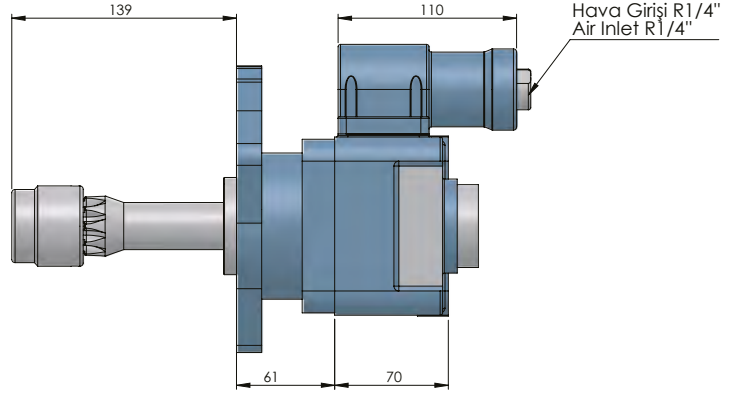


# FULLER 17316 DOUBLE GEAR ISO

## FULLER 17316 AKTARMALI ISO

FULLER

 POWER TAKE-OFFS  
 P.T.O.


CODE KOD	TYPE TİP (A)	MOUNTING TYPE BAĞLANTI TİPİ (B)	MOUNTING SIDE BAĞLANTI	TORQUE TORK (Kgm / Nm)	POWER GÜÇ (Hp / Kw)	SPEED DEVİR (RPM)	RATIO ORAN
50511311P0	PNEUMATIC PNÖMATİK	UNI ADAPTER ADAPTÖRLÜ UNI	REAR KUYRUK	24 Kgm 235.4 Nm	30.6 Hp 22.9 Kw	1000 RPM	1:1.2
50511321P0		ISO					
50511331P0		FLANGE ADAPTÖRLÜ FLANŞLI					
50511341P0		SHAFT ADAPTÖRLÜ ŞAFTLI					
GEARBOX / ANA ŞANZIMANLAR				USED VEHICLES / KULLANILAN BAZI ARAÇLAR			
RTSO 12316-14316-15316-17316 A (1000 RPM, SOL)				19.413 SLIENT 19.314-19.364-19.464-18.403-35.403-21.314 - 24.417- 27.364 MAN 35.314- 35.414-37.464-41.414 -41.603-41.464-50.414 MAN/ ERF EC11 / ERF E6-EC14			