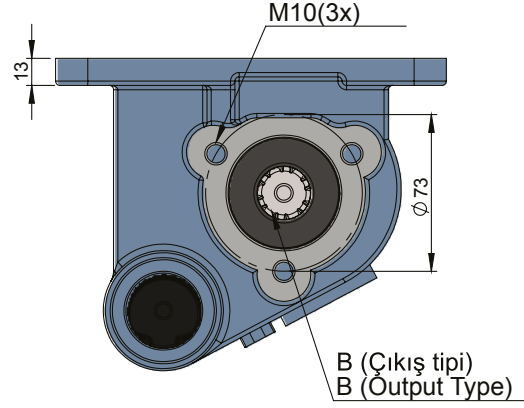
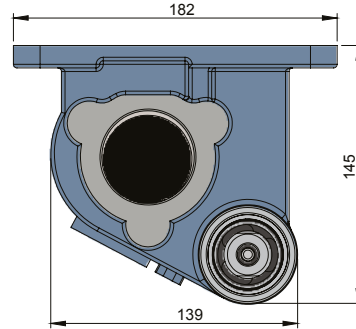
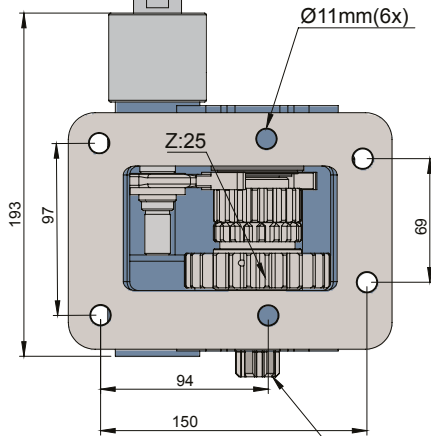


# HYUNDAI HD 35

HYUNDAI

 POWER TAKE-OFFS  
 P.T.O.

 A (Şanzıman Tipi)  
 A (PTO Type)


CODE KOD	TYPE TİP (A)	MOUNTING TYPE BAĞLANTI TİPİ (B)	MOUNTING SIDE BAĞLANTI	TORQUE TORK (Kgm / Nm)	POWER GÜÇ (Hp / Kw)	SPEED DEVİR (RPM)	RATIO ORAN
51210512M0	MECHANIC MEKANİK	UNI	SIDE YAN	18,2 Kgm 178,5 Nm	9,4 Hp 7 Kw	375 RPM	1:1
51210522M0		ISO ADAPTER ADAPTÖRLÜ ISO					
51210532M0		FLANGE FLANŞLI					
51210542M0		SHAFT ŞAFTLI					
51210512V0	VACUUM VAKUMLU	UNI	SIDE YAN	18,2 Kgm 178,5 Nm	9,4 Hp 7 Kw	375 RPM	1:1
51210522V0		ISO ADAPTER ADAPTÖRLÜ ISO					
51210532V0		FLANGE FLANŞLI					
51210542V0		SHAFT ŞAFTLI					
GEARBOX / ANA ŞANZIMANLAR				USED VEHICLES / KULLANILAN BAZI ARAÇLAR			
M1S5 - M2S5 - M3S5 -(4,444-5,494, 53886-5,181)				HT 1016698 / 430505H503 / H 350 / 3F 412 / HD 50-72-77 HYUNDAI / HD 65 / 03R04495 / 03R04499 03R04493 / HD 35 / HT 102T00336 / HD 78 / HYUNDAI MIGHTY			