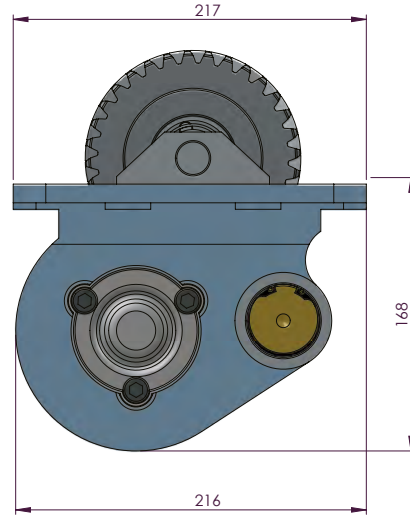
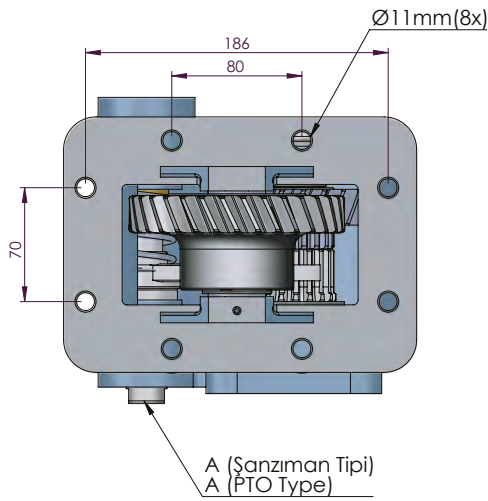
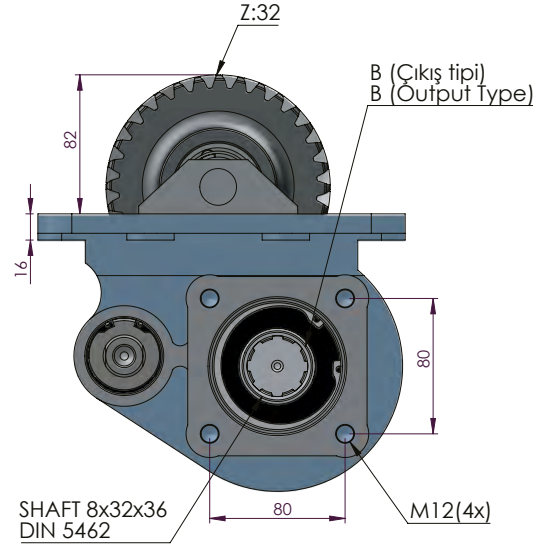


# ISUZU MLD 6A



ISUZU

 POWER TAKE-OFFS  
 P.T.O.

| CODE KOD   | TYPE TİP (A)       | MOUNTING TYPE BAĞLANTI TİPİ (B) | MOUNTING SIDE BAĞLANTI | TORQUE TORK (Kgm / Nm)  | POWER GÜÇ (Hp / Kw) | SPEED DEVİR (RPM) | RATIO ORAN |
|--|--------------------|---------------------------------|------------------------|---|---------------------|-------------------|------------|
| 50619511P0   | PNEUMATIC PNÖMATİK | UNI ADAPTER ADAPTÖRLÜ UNI       | SIDE YAN               | 45 Kgm<br>441 Nm  | 61 Hp<br>46 Kw      | 2000 RPM          | 1:1,28     |
| 50619521P0   |                    | ISO                             |                        |   |                     |                   |            |
| 50619531P0   |                    | FLANGE ADAPTÖRLÜ FLANŞLI        |                        |   |                     |                   |            |
| 50619541P0   |                    | SHAFT ADAPTÖRLÜ ŞAFTLI          |                        |   |                     |                   |            |
| GEARBOX / ANA ŞANZIMANLAR  |                    |                                 |                        | USED VEHICLES / KULLANILAN BAZI ARAÇLAR   |                     |                   |            |
| MLD-6A / MLD-6B,6C,6D,6E,6F,6G,6R,6S,6W,7R,7Q, (8.761-6.720) / MRB-6P / LC6T70 (8.761-6.120) |                    |                                 |                        | 4.8 FTR ISUZU / FTR 33P/ FTR33K / FNR / FVR5FF / FSR33L / FVR33P / LT132 / CHEVROLET<br>FVR 32 ML F110.210 EURO 4 / ISUZU FRR210 / FRR90HLH / LLH FTR240 / FTR34JLH QLH<br>FVM230/200 / FVM33N2E / JAC FTR33H / FVR33G F10.210 - F11.210 - F12.240 - F9.210 |                     |                   |            |