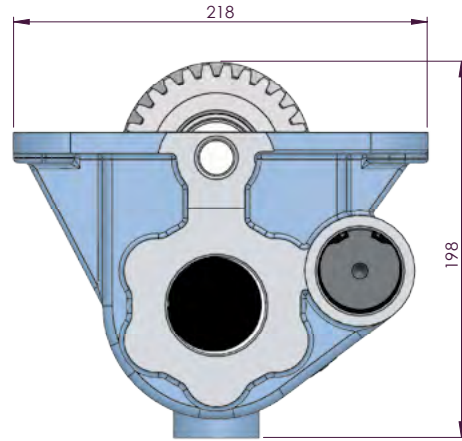
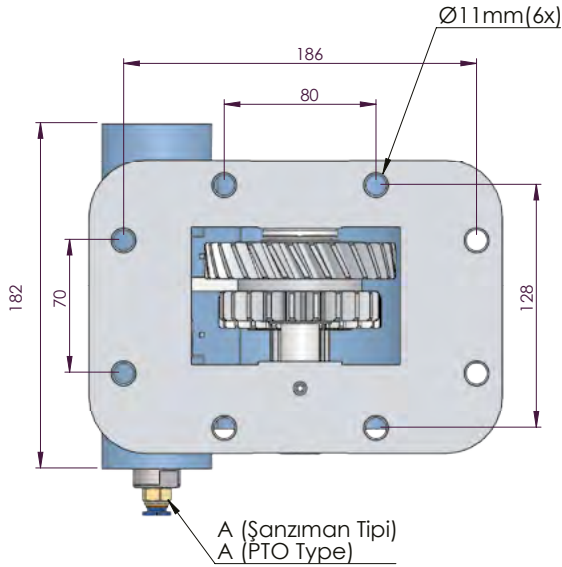
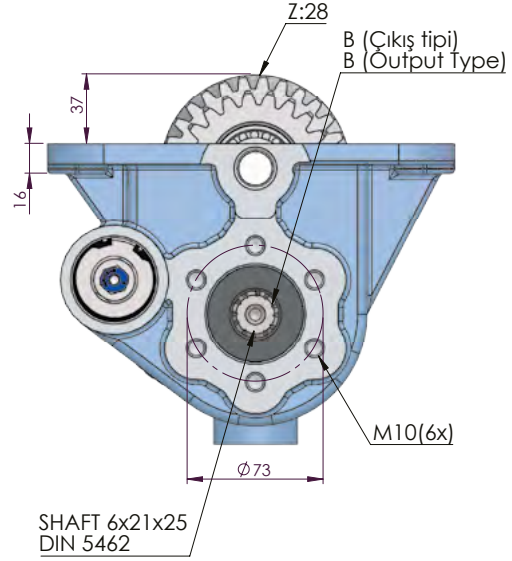


ISUZU MOZ 06



ISUZU

 POWER TAKE-OFFS
 P.T.O.

CODE KOD	TYPE TİP (A)	MOUNTING TYPE BAĞLANTI TİPİ (B)	MOUNTING SIDE BAĞLANTI	TORQUE TORK (Kgm / Nm)	POWER GÜÇ (Hp / Kw)	SPEED DEVİR (RPM)	RATIO ORAN
50614512M0	MECHANIC MEKANİK	UNI	SIDE YAN	21,6 Kgm 212 Nm	27,6 Hp 20,6 Kw	700 RPM	1:0,95
50614522M0		ISO ADAPTER ADAPTÖRLÜ ISO					
50614532M0		FLANGE FLANŞLI					
50614542M0		SHAFT ŞAFTLI					
50614512P0	PNEUMATIC PNÖMATİK	UNI					
50614522P0		ISO ADAPTER ADAPTÖRLÜ ISO					
50614532P0		FLANGE FLANŞLI					
50614542P0		SHAFT ŞAFTLI					
GEARBOX / ANA ŞANZIMANLAR				USED VEHICLES / KULLANILAN BAZI ARAÇLAR			
MOZ - 06 / MZZ - 6U / MOZ 53 / MZZ - 6W / MZZ - 5D / MZZ - 6C				NQR 4.8 3D TURBO PTO ISUZU (2005)/NQR 71PL 5.2/NQR 75L			