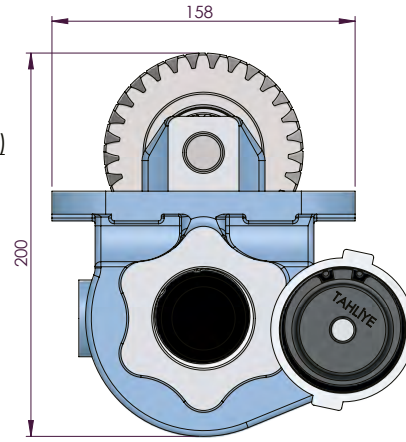
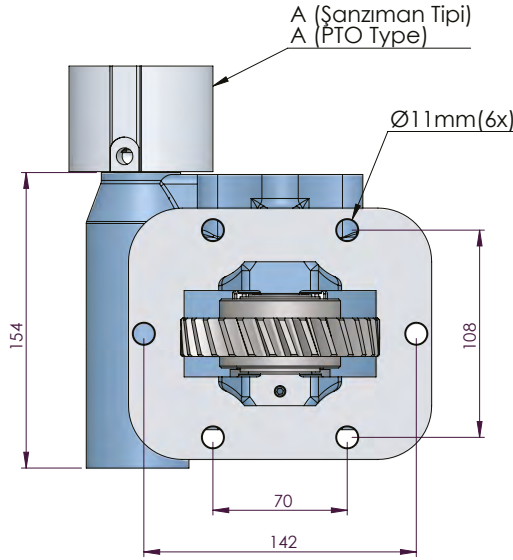
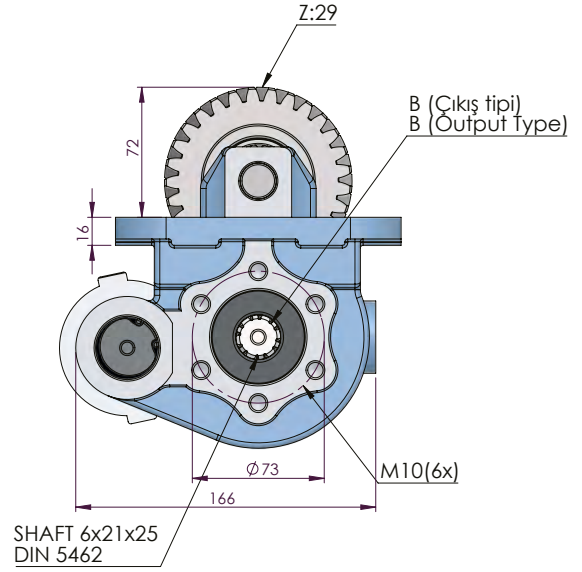


# ISUZU MSA 5P



| CODE KOD  | TYPE TİP (A)     | MOUNTING TYPE BAĞLANTI TİPİ (B) | MOUNTING SIDE BAĞLANTI | TORQUE TORK (Kg <sub>m</sub> / Nm)   | POWER GÜÇ (Hp / Kw) | SPEED DEVİR (RPM) | RATIO ORAN |
|---|------------------|---------------------------------|------------------------|--|---------------------|-------------------|------------|
| 50611512M0  | MECHANIC MEKANİK | UNI                             | SIDE YAN               | 18,2 Kg <sub>m</sub><br>178,5 Nm   | 15 Hp<br>11,2 Kw    | 600 RPM           | 1:1,31     |
| 50611522M0  |                  | ISO ADAPTER ADAPTÖRLÜ ISO       |                        |  |                     |                   |            |
| 50611532M0  |                  | FLANGE FLANŞLI                  |                        |  |                     |                   |            |
| 50611542M0  |                  | SHAFT ŞAFTLI                    |                        |  |                     |                   |            |
| 50611512V0  | VACUUM VAKUMLU   | UNI                             | SIDE YAN               | 18,2 Kg <sub>m</sub><br>178,5 Nm   | 15 Hp<br>11,2 Kw    | 600 RPM           | 1:1,31     |
| 50611522V0  |                  | ISO ADAPTER ADAPTÖRLÜ ISO       |                        |  |                     |                   |            |
| 50611532V0  |                  | FLANGE FLANŞLI                  |                        |  |                     |                   |            |
| 50611542V0  |                  | SHAFT ŞAFTLI                    |                        |  |                     |                   |            |
| GEARBOX / ANA ŞANZIMANLAR   |                  |                                 |                        | USED VEHICLES / KULLANILAN BAZI ARAÇLAR  |                     |                   |            |
| MSA - 5P / MSA - 5G / SMA - SP / MSA - SP / MSA - 5D (5,744-5,788) / LC5T30 (4,766) / LC5T97 (5,788) (600 RPM, SAĞ) |                  |                                 |                        | KS 11-KS 20-KS 21-KS 32-8.8 WIDE DIESEL-NKR 55L / 3.31RAN PTO ISUZU NKR-NHR-NPR 3.6 / 3.9 PTO ISUZU HVC SAH 1063 (LC 5 T 30) |                     |                   |            |