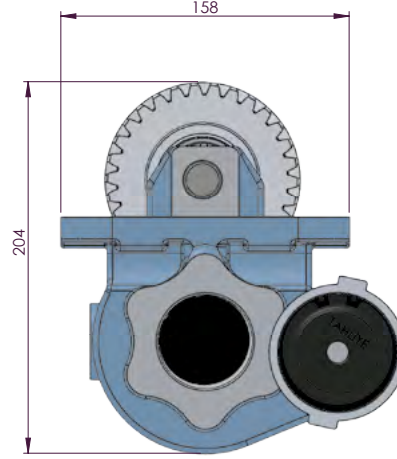
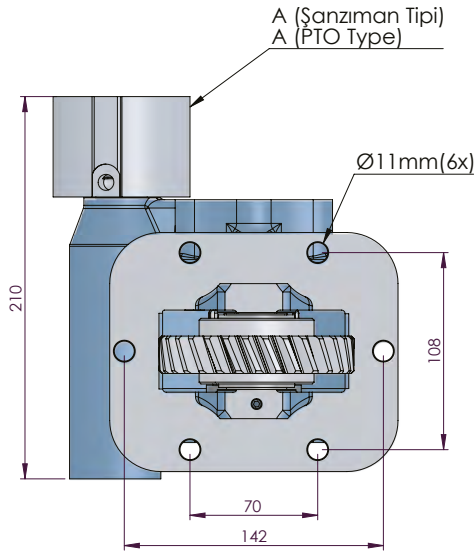
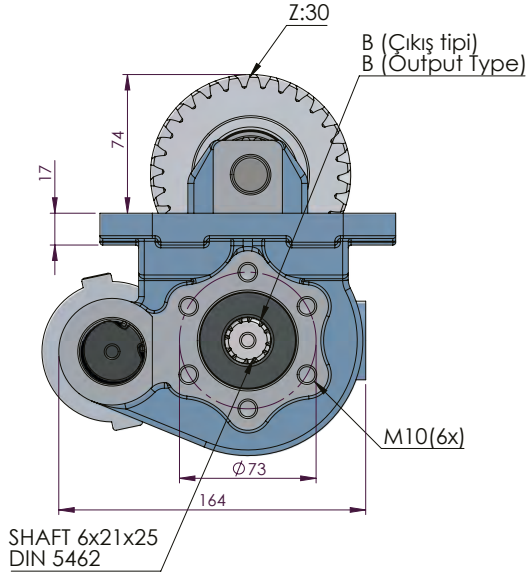


ISUZU MXA 5R



ISUZU

POWER TAKE-OFFS
P.T.O.

CODE KOD	TYPE TİP (A)	MOUNTING TYPE BAĞLANTI TİPİ (B)	MOUNTING SIDE BAĞLANTI	TORQUE TORK (Kgm / Nm)	POWER GÜÇ (Hp / Kw)	SPEED DEVİR (RPM)	RATIO ORAN
50612512M0	MECHANIC MEKANİK	UNI	SIDE YAN	18,2 Kgm 178,5 Nm	15 Hp 11,2 Kw	600 RPM	1:1,31
50612522M0		ISO ADAPTER ADAPTÖRLÜ ISO					
50612532M0		FLANGE FLANŞLI					
50612542M0		SHAFT ŞAFTLI					
50612512V0	VACUUM VAKUMLU	UNI	SIDE YAN	18,2 Kgm 178,5 Nm	15 Hp 11,2 Kw	600 RPM	1:1,31
50612522V0		ISO ADAPTER ADAPTÖRLÜ ISO					
50612532V0		FLANGE FLANŞLI					
50612542V0		SHAFT ŞAFTLI					
GEARBOX / ANA ŞANZİMANLAR				USED VEHICLES / KULLANILAN BAZI ARAÇLAR			
MXA-5R / MXA-5S / MSA-5D / MSA-5S MXA-6R / MXA 5C MXA-5D / MSA-5G(600 RPM, SAĞ)				NKR WIDE LX 100 HP-4.3 NPR CHAMPION PTO ISUZU / 3.2 NPR PTO ISUZU NPR 66 / NHR 70 NKR 66 / NKR 66E / NPR 66P / NPR 300-400-400S FRR500 / PTO ISUZU ELF 250			