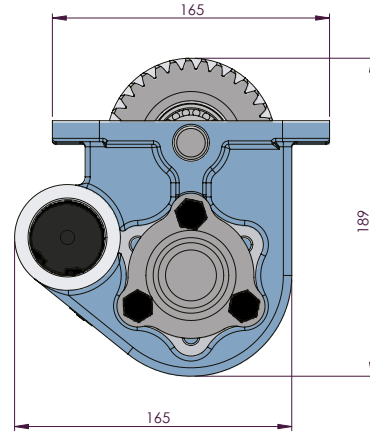
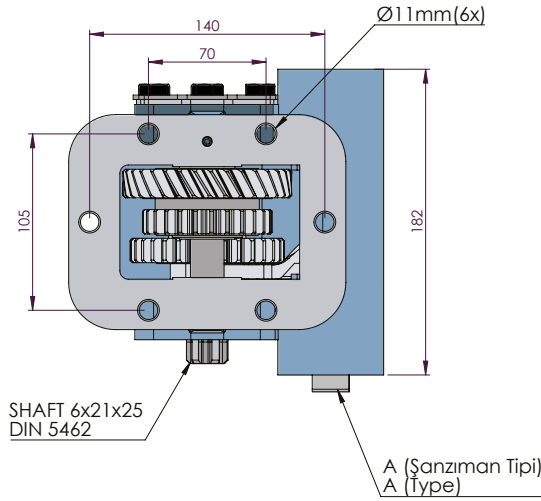
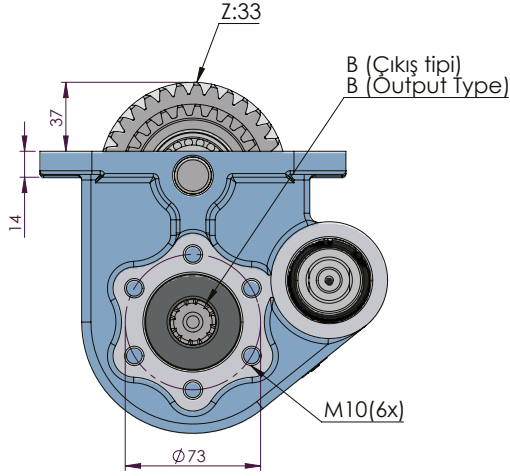


IVECO 2840 SIDE UNI

IVECO 2840 YAN UNI



IVECO

POWER TAKE-OFFS
P.T.O.

CODE KOD	TYPE TİP (A)	MOUNTING TYPE BAĞLANTI TİPİ (B)	MOUNTING SIDE BAĞLANTI	TORQUE TORK [Kgm / Nm]	POWER GÜÇ [Hp / Kw]	SPEED DEVİR (RPM)	RATIO ORAN
50810512M0	MECHANIC MEKANİK	UNI	SIDE YAN	23 Kgm 225 Nm	31,6 Hp 23,6 Kw	1000 RPM	1:1,24
50810522M0		ISO ADAPTER ADAPTÖRLÜ ISO					
50810532M0		FLANGE FLANŞLI					
50810542M0		SHAFT ŞAFTLI					
50810512V0	VACUUM VAKUMLU	UNI	SIDE YAN	23 Kgm 225 Nm	31,6 Hp 23,6 Kw	1000 RPM	1:1,24
50810522V0		ISO ADAPTER ADAPTÖRLÜ ISO					
50810532V0		FLANGE FLANŞLI					
50810542V0		SHAFT ŞAFTLI					
GEARBOX / ANA ŞANZİMANLAR				USED VEHICLES / KULLANILAN BAZI ARAÇLAR			
FPT 2840.6 FL2011 - MY2011 / 2840.6 (5,37) (8873022 - 8873021 - 8873387 EURO 5) FPT 2840.6 FL2011 - MY2011 / 2840.6 (5,37) (6872643)700 RPM, SAĞ				IVECO 45C15 - DAILY 4X4 - 50C18 - 35C15 - 50C15 - IVECO 65C15 - 70C15 IVECO DAILY 4X4 55S18 / NISSAN ATLEON 56.15 / NISSAN CABSTAR 45.13 / RENAULT MAXITY - FT 50.6H			

Seçeğinizin pompanın dönüş yönü, P.T.O. dönüş yönü ile ters olmalıdır.
The rotation of the choosen pump has to be opposite with the rotation of P.T.O.

P.T.O. montaj edildikten sonra ana şanzıman yağını tamamlayın.
Fill the oil of the gear box after mounting the P.T.O.

gemmahydraulic.com