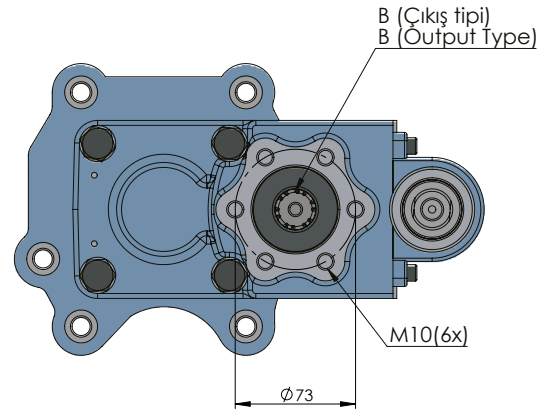
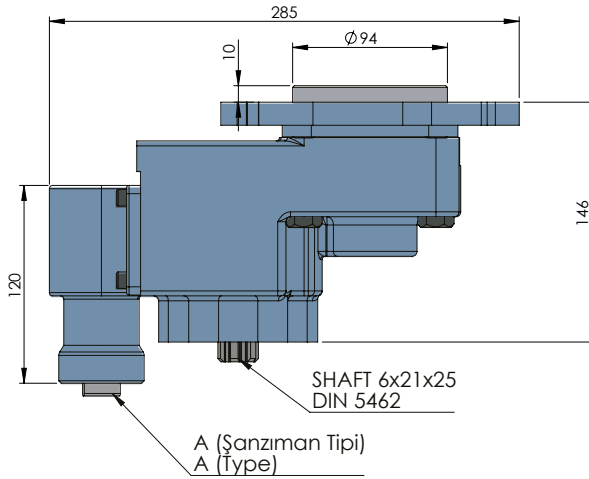
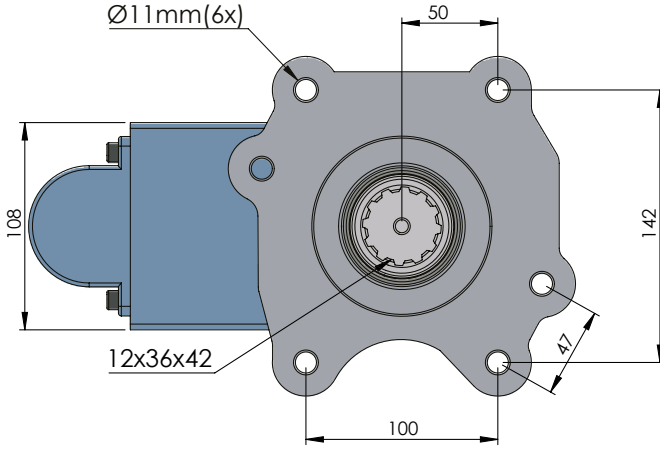


MERCEDES ATEGO 6 HOLES DOUBLE GEAR UNI

MERCEDES ATEGO 6 DELİK AKTARMA UNI



CODE KOD	TYPE TİP (A)	MOUNTING TYPE BAĞLANTI TİPİ (B)	MOUNTING SIDE BAĞLANTI	TORQUE TORK [Kgm / Nm]	POWER GÜÇ [Hp / Kw]	SPEED DEVİR [RPM]	RATIO ORAN
50123311P0	PNEUMATIC PnöMATİK	UNI	REAR KUYRUK	22,4 Kgm 219,7 Nm	20 Hp 14,9 Kw	650	1:1,12
50123321P0		ISO ADAPTER ADAPTÖRLÜ ISO					
50123331P0		FLANGE FLANŞLI					
50123341P0		SHAFT ŞAFTLI					
GEARBOX / ANA ŞANZİMANLAR				USED VEHICLES / KULLANILAN BAZI ARAÇLAR			
G 56-6				815(4x2)-816-1215-1517 ATEGO (2006) ATEGO 918-1216 / ACCELO MERCEDES-BENZ 1016 (BRAZIL)			