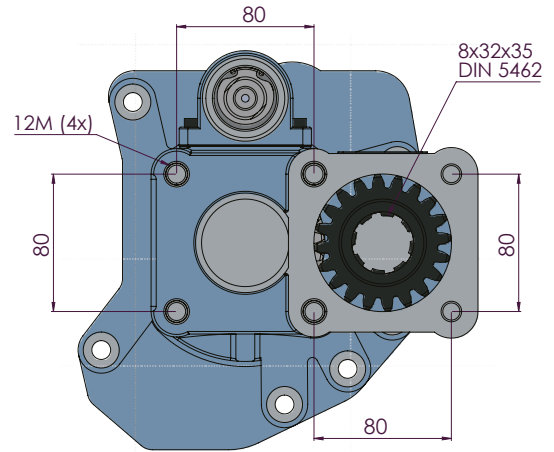
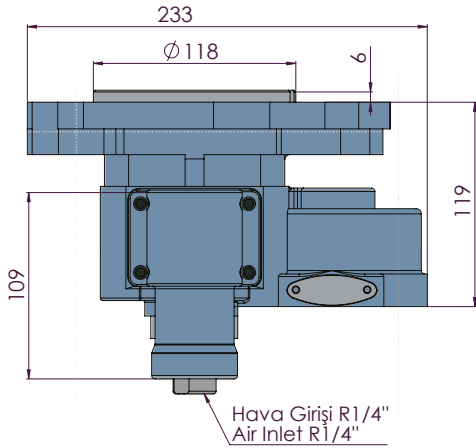
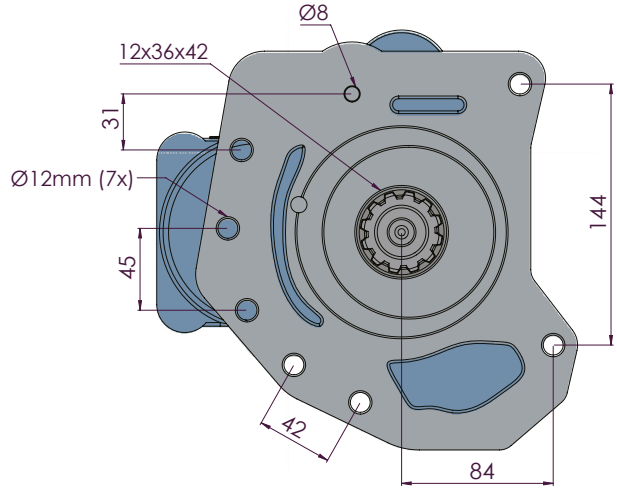


MERCEDES G100-2 DOUBLE GEAR UNI

MERCEDES G100-2 AKTARMA UNİ



CODE KOD	TYPE TİP (A)	MOUNTING TYPE BAĞLANTI TİPİ (B)	MOUNTING SIDE BAĞLANTI	TORQUE TORK (Kgm / Nm)	POWER GÜÇ (Hp / Kw)	SPEED DEVİR (RPM)	RATIO ORAN
50137311P0	PNEUMATIC PNÖMATİK	UNI ADAPTER ADAPTÖRLÜ UNI	REAR KUYRUK	30 Kgm 295 Nm	57,7 Hp 43 Kw	675	1:1,12
50137321P0		ISO					
50137331P0		FLANGE ADAPTÖRLÜ FLANŞLI					
50137341P0		SHAFT ADAPTÖRLÜ ŞAFTLI					
GEARBOX / ANA ŞANZİMANLAR				USED VEHICLES / KULLANILAN BAZI ARAÇLAR			
G 100-12 G 100-12 / G 140-8				1528-1823-1828-1924-2523-2528-2623-2628-2832-3224-3228 AXOR / 2632 ACTROS 823-923- 1023-1223-1225-1228-1323-1328-1523-1528-1828- 2528-2628 ATEGO			