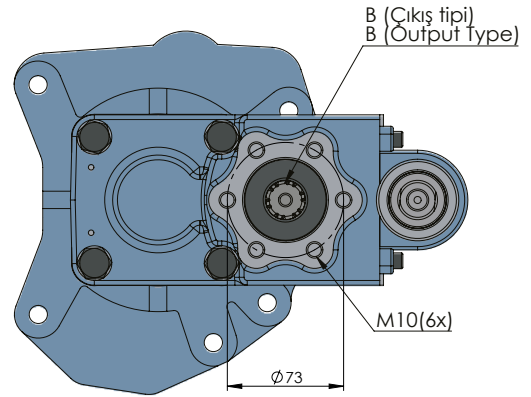
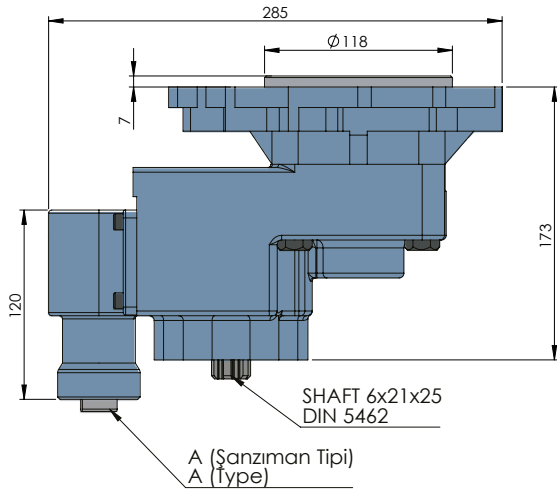
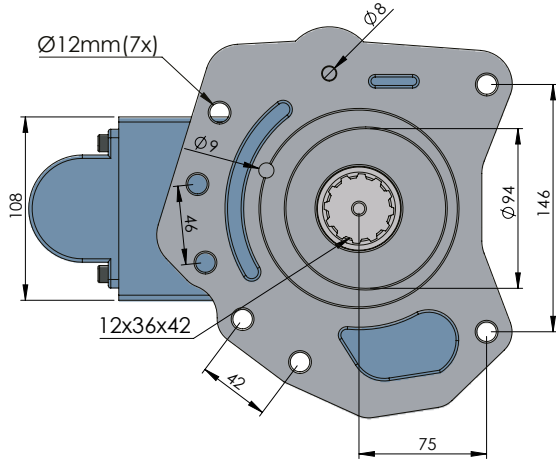


MERCEDES G 100-3 DOUBLE GEAR UNI

MERCEDES G100-3 GRUBA SABİT AKTARMALI UNI



CODE KOD	TYPE TİP (A)	MOUNTING TYPE BAĞLANTI TİPİ (B)	MOUNTING SIDE BAĞLANTI	TORQUE TORK (Kgm / Nm)	POWER GÜÇ (Hp / Kw)	SPEED DEVİR (RPM)	RATIO ORAN
5012431P0	PNEUMATIC PNÖMATİK	UNI	REAR KUYRUK	22,4 Kgm 219,7 Nm	20 Hp 14,9 Kw	650	1:1,12
5012432P0		ISO ADAPTER ADAPTÖRLÜ ISO					
5012433P0		FLANGE FLANŞLI					
5012434P0		SHAFT ŞAFTLI					
GEARBOX / ANA ŞANZIMANLAR				USED VEHICLES / KULLANILAN BAZI ARAÇLAR			
G 100-12 G 100-12 / G 140-8				1528-1823-1828-1924-2523-2528-2623-2628-2832-3224-3228 AXOR / 2632 ACTROS 823-923-1023-1223-1225-1228-1323-1328-1523-1528-1828-2528-2628 ATEGO			