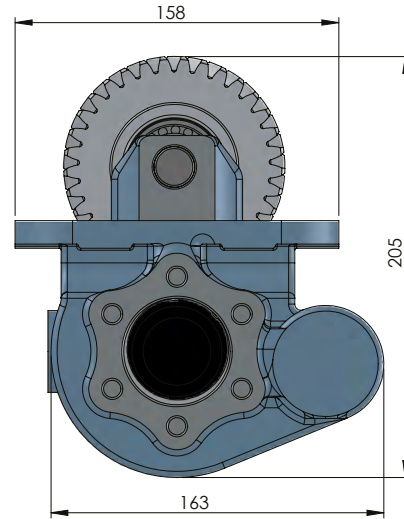
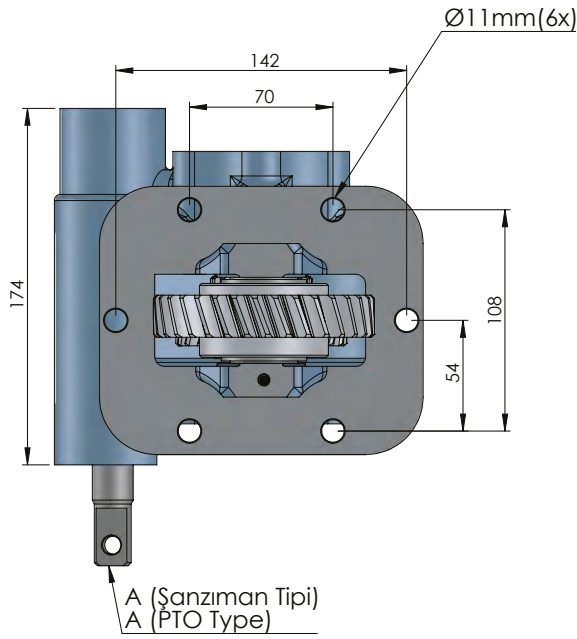
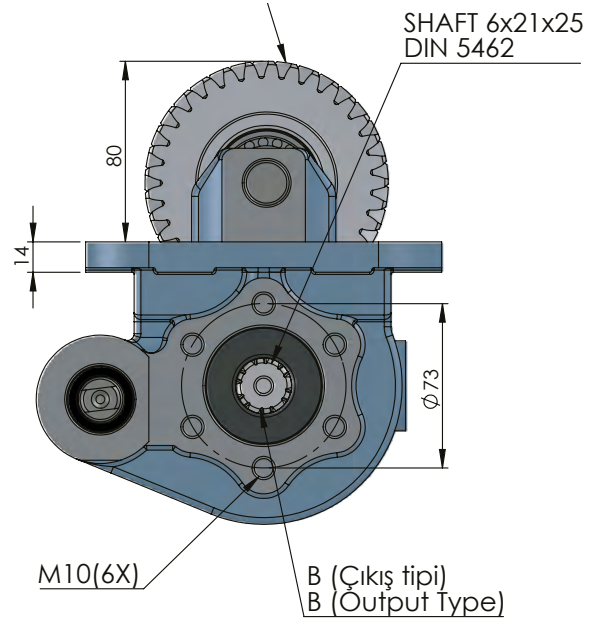


NISSAN MES 50B



CODE KOD	TYPE TİP (A)	MOUNTING TYPE BAĞLANTI TİPİ (B)	MOUNTING SIDE BAĞLANTI	TORQUE TORK (Kg / Nm)	POWER GÜC (Hp / Kw)	SPEED DEVİR (RPM)	RATIO ORAN
51717512M0	MECHANIC MEKANİK	UNI	SIDE YAN	22 Kg 215 Nm	32 Hp 24 Kw	750	1:1,37
51717522M0		ISO ADAPTER ADAPTÖRLÜ ISO					
51717532M0		FLANGE FLANŞLI					
51717542M0		SHAFT ŞAFTLI					
51717512P0	PNEUMATIC PNÖMATİK	UNI					
51717522P0		ISO ADAPTER ADAPTÖRLÜ ISO					
51717532P0		FLANGE FLANŞLI					
51717542P0		SHAFT ŞAFTLI					
GEARBOX / ANA ŞANZIMANLAR				USED VEHICLES / KULLANILAN BAZI ARAÇLAR			
MES 50B / MES 50				NISSAN NU&YU 41			