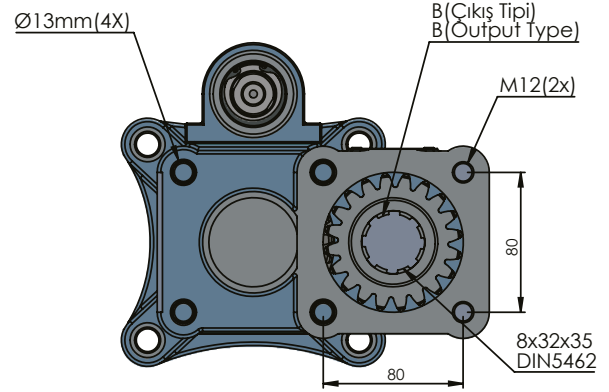
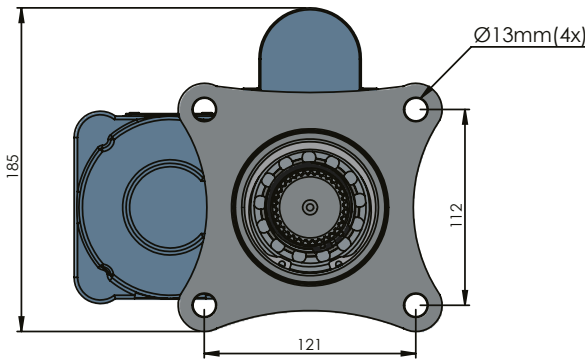
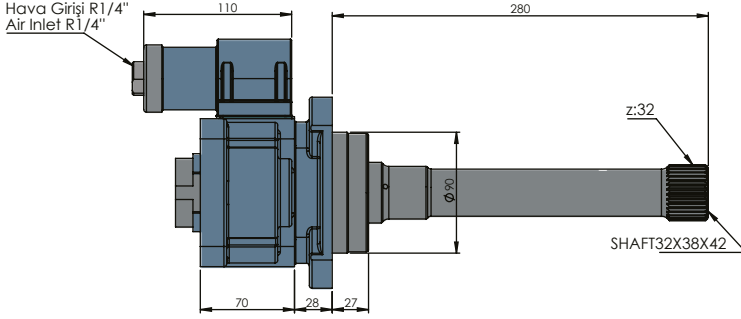


# VOLVO R 1400 / 1700 LONG CARDAN SHAFT DOUBLE GEAR ISO

VOLVO R 1400 / 1700 UZUN KARDAN MİLLİ AKTARMALI ISO



CODE KOD	TYPE TİP (A)	MOUNTING TYPE BAĞLANTI TİPİ (B)	MOUNTING SIDE BAĞLANTI	TORQUE TORK [Kg·m / Nm]	POWER GÜÇ [Hp / Kw]	SPEED DEVİR [RPM]	RATIO ORAN
50915311P0	PNEUMATIC PNÖMATİK	UNI ADAPTER ADAPTÖRLÜ UNI	REAR KUYRUK	24 Kg·m 235,5 Nm	22,5 Hp 16,98Kw	682 RPM	1:1,2
50915321P0		ISO					
50915331P0		FLANGE ADAPTÖRLÜ FLANŞLI					
50915341P0		SHAFT ADAPTÖRLÜ ŞAFTLI					
GEARBOX / ANA ŞANZİMANLAR				USED VEHICLES / KULLANILAN BAZI ARAÇLAR			
VOLVO : R 1000 - R 1400 - R 1700 - R 1900 - R 2000 - R 2400 - RO 2400 - SR 1000 - SR 1400 - SR 1700 - SR 1900 - SR 2000 - SR 2400 - VT 1708 - VT 2009B - VT 2014 - VT 2212 - VT 2214 - VT 2214B - VT 2514 OD - VT 2514B - VT 2814B - VTO 2214B (OD) - VTO 2514B (OD) - VTO 2814B /				VOLVO: F 10 - F 12 FS 6X4 - F 16 - FH 12 - FH 12340 - FH 12380 - FH 12420 - FH 16 - FH 16470 - FH 16520 - FH 16560 - FH 16610 - FL 10 - FL 616 - FL 616 4X2 - FL 7 - FL 7 4X2 - FM 10320 - FM 10360 - FM 12 - FM 12340 - FM 12380 - FM 12380 8X4 - FM 12420 - FM 12420 8X4 - FM 12460 - FM 12500 - FM 7 - FM 7250 - FM 7290 - N 12 - N10 4X2 - NL 12 /			