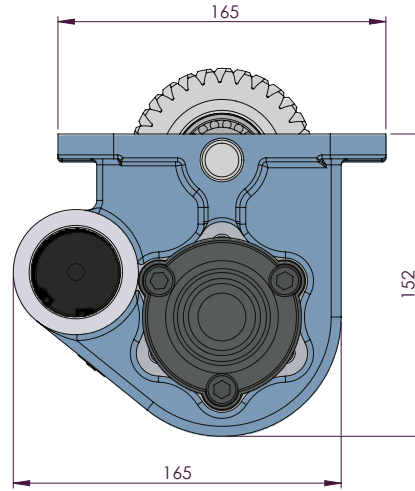
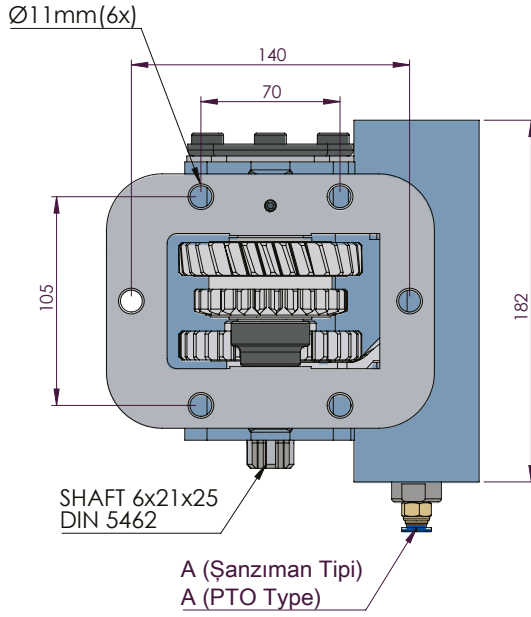
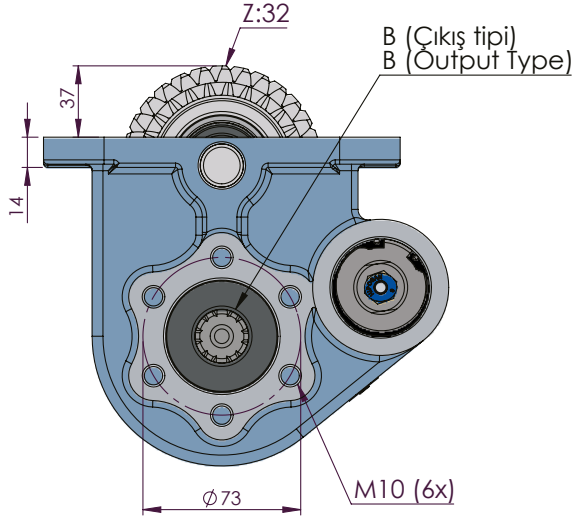


ZF 4.65 SIDE UNI

ZF 4.65 YAN UNI



CODE KOD	TYPE TİP (A)	MOUNTING TYPE BAĞLANTI TİPİ (B)	MOUNTING SIDE BAĞLANTI	TORQUE TORK (Kgm / Nm)	POWER GÜÇ (Hp / Kw)	SPEED DEVİR (RPM)	RATIO ORAN
50222512P0	PNEUMATIC PNÖMATİK	UNI	SIDE YAN	23 Kgm 238 Nm	30 Hp 23 Kw	1000	1:0.8
50222522P0		ISO ADAPTER ADAPTÖRLÜ ISO					
50222532P0		FLANGE FLANŞLI					
50222542P0		SHAFT ŞAFTLI					
GEARBOX / ANA ŞANZIMANLAR				USED VEHICLES / KULLANILAN BAZI ARAÇLAR			
ZF ECOLITE S5-42 (4,65) (1000 RPM, SAĞ)				8.145-8.155-8.163 MAN / 45 DAF / LE 8.140-8.185 MAN / DAEWOO D75L / VOLVO			