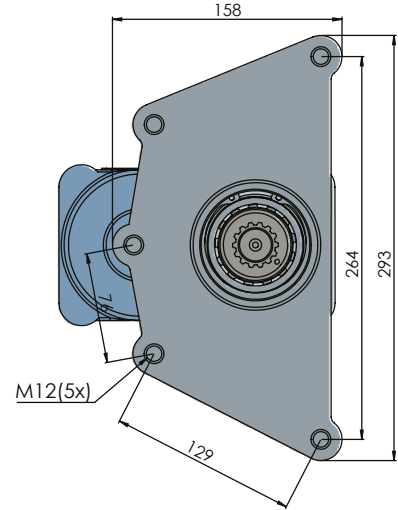
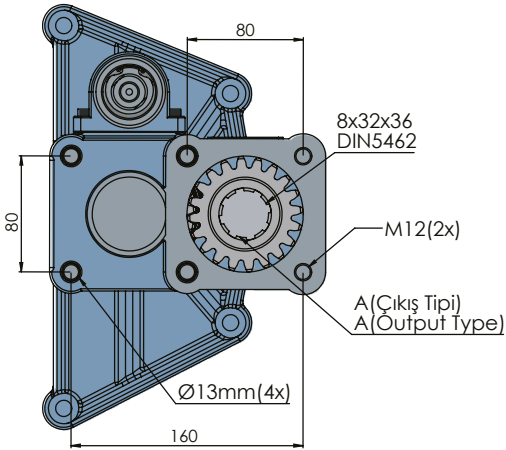
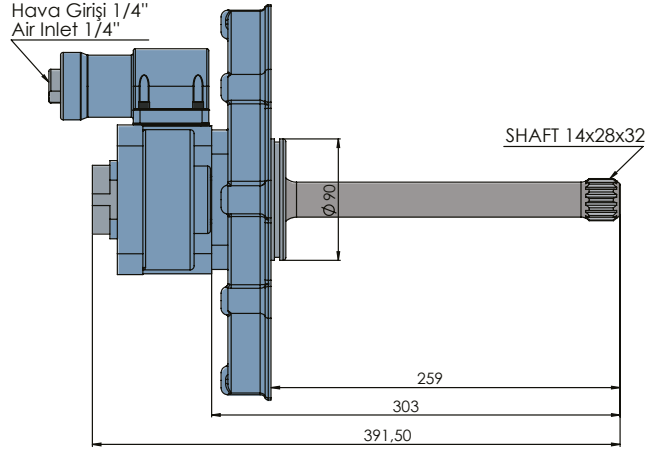


ZF TRAXON DOUBLE GEAR ISO

ZF TRAXON AKTARMALI ISO



ZF

POWER TAKE-OFFS
P.T.O.

CODE KOD	TYPE TİP (A)	MOUNTING TYPE BAĞLANTI TİPİ (B)	MOUNTING SIDE BAĞLANTI	TORQUE TORK (Kgm / Nm)	POWER GÜÇ (Hp / Kw)	SPEED DEVİR (RPM)	RATIO ORAN
50240311P0	PNEUMATIC PNÖMATİK	UNI ADAPTER ADAPTÖRLÜ UNI	SIDE YAN	26,5 Kgm 260 Nm	24,5 Hp 18,3 Kw	675	1:1,2
50240321P0		ISO					
50240331P0		FLANGE ADAPTÖRLÜ FLANŞLI					
50240341P0		SHAFT ADAPTÖRLÜ ŞAFTLI					
GEARBOX / ANA ŞANZİMANLAR				USED VEHICLES / KULLANILAN BAZI ARAÇLAR			
12TX-1410TD-16.69-1.0, 12TX-1610TD-16.69-1.0, 12TX-1610TO-12.92-0.77, 12TX-1810TD-16.69-1.0, 12TX-1810TO-12.92-0.77, 12TX-2010TD-16.69-1.0, 12TX-2010TO-12.92-0.77, 12TX-2210TD-16.69-1.0, 12TX-2210TO-12.92-0.77, 12TX-2420TD-16.69-1.0, 12TX-2410TO-12.92-0.77, 12TX-2620TD-16.69-1.0, 12TX-2820TD-16.69-1.0, 12TX-2820TO-12.92-0.77, 12TX-3020TD-12.92-0.77, 12TX-3220TD-12.92-0.77, 12TX-3420TD-12.92-0.77, 16TX-1640TD-17.94-1.0, 16TX-1840TD-17.94-1.0, 16TX-1840TO-14.68-0.82, 16TX-2040TD-17.94-1.0, 16TX-2040TO-14.68-0.82, 16TX-2240TD-17.94-1.0, 16TX-2240TO-14.68-0.82, 16TX-2440TD-17.94-1.0, 16TX-2440TO-14.68-0.82, 16TX-2640TD-17.94-1.0, 16TX-2640TO-14.68-0.82, 16TX-2840TD-17.94-1.0, 16TX-2840TO-14.68-0.82, 16TX-3040TO-14.68-0.82, 16TX-3240TO-14.68-0.82, 16TX-3440TO-14.68-0.82, 16TX-2410TO / 12.92-0.77				FORD 1848			